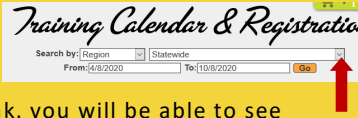


Registrations are Online!

Step 1: Visit careaboutchildcare.utah.gov, click on the “**Provider**” tab and log in using your username and password. If you can’t remember your username or password you can contact our office for help. *(Please do not make a new account or attempt to log in as a parent. Your account has your training record attached to your specific username and password.)*

Step 2: Once you are logged in, by selecting the “**Class Calendar**” link, you will be able to see the classes that are available. Virtual registration is available **Statewide**. To see all options use the drop down box and search **Statewide**

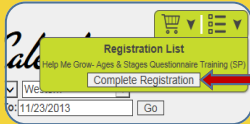


Step 3: If you want to register for the class, you can add the class to your registration list by clicking on the **shopping cart**.

Tip: If you want more information about a class, simply click on the class name for more details.

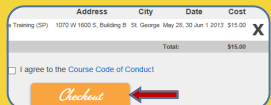


Step 4: Once you have completed selecting the classes you want to attend, simply click on the shopping cart on the top right-hand side of the page. A small dialogue box will appear and you can select “**Complete Registration**”.



Step 5: Now comes the easy part. If you have your classes selected and are ready to pay, simply check that you agree to the Course Code of Conduct and then click on the **Checkout**” button provided. If you

want to delete any class from your class registration list, simply click the large “**X**” located to the right.



Questions? Please call us - we want this process to be very smooth for you. We’re here to help! Please call Stephanie Mikesell at **435-201-3737** with any questions you may have or if you are running late or absent.

Zoom Video Conferencing

Before joining a Zoom meeting on a computer or mobile device, you will need to download the Zoom app from the Zoom Download Center. Otherwise, you will be prompted to download and install Zoom when you click your email join link.

You will receive an email with the Zoom log-in information. The handouts for the class will also be attached for your use. If you need hard copies of handouts please contact the office closest to you, or call Stephanie Mikesell 435-201-3737

CARE ABOUT CHILDCARE FIVE COUNTY

St. George Office
1070 W 1600 S, Bldg. B
St. George, UT 84770
435-628-4843

Richfield Office
60 E 100 N #1
Richfield, UT 84701
435-201-3737 or 435-287-0575

Cedar City Classroom
585 N Main St. Suite 1
Cedar City, UT 84720
435-586-8722



Care About Child Care—Five County is a program of Five County Association of Governments and The Department of Workforce Services—Office of Child Care.



PROFESSIONAL DEVELOPMENT CLASS CALENDAR

April 2020 – June 2020



www.childcarehelp.org

Updated: April 8, 2020

CAREER LADDER LEVEL'S

Levels 1-3

Course Name	Location	Dates
Ages & Stages (10 hours)	Virtual Learning	Apr 21, 23, 28 & 30
Working Together (10 hours)	Virtual Learning	May 5, 7, 12, 14
Emergency Preparedness (5 hours)	Virtual Learning	Jun 2 & 4
Looking to Learn (10 hours)	Virtual Learning	Jun 13 & 20
A Great Place for Kids (10 hours)	Virtual Learning	Jun 15, 17, 22 & 24



QUARTER 4 APRIL-JUNE 2020

Levels 5-8

Course Name	Location	Dates
Strengthening Families (13 hours)	Virtual Learning	Jun 2, 4, 9, 11, 16 & 18
What Do You Do with the Mad That You Feel (5 hours)	Virtual Learning	Jun 9 & 11
Director's Toolbox, Course 4 (10 hours)	Virtual Learning	May 2 & 9
Emergency Preparedness (5 hours)	Virtual Learning	Jun 2 & 4



Live Virtual Online Classroom

All of these courses will be taught live, in an online, virtual classroom and is open for enrollment statewide. You must participate through the use of a webcam.

Download the Zoom App. Sign in to the Zoom Desktop or Mobile App. Click or tap Join a Meeting. Enter the 9-digit webinar ID, and click Join or tap Join Meeting. If prompted, enter your name and email address, then click Join Webinar or tap Join

Download and open the Zoom desktop app.

To join a meeting:

Click Join a Meeting

Sign in to Zoom then click Join.

Enter the meeting ID number and your display name. If you're signed in, make sure your full name appears. Select you would like to connect audio and video and click Join.

Email you will receive before class:

Click the join Zoom Meeting link in your email or calendar invitation or dial in on your smart phone with the phone number provided. If calling in on smart phone you must have visual (webcam or phone camera capabilities).

Email example:

From: Stephanie Mikesell <mikesellccrr@gmail.com>
Sent: Wednesday, April 8, 2020 9:16 AM
To: Your Email
Subject: Please join Zoom **Date and time**
 Join Zoom Meeting
<https://zoom.us/j/871893874?pwd=cUVOckZYNEJbUhOeXczMG03SWxDdz09-Example>
 Meeting ID: 871 893 874-Example
 Password: 034219-Example

 Dial by your location
 +1 301 715 8592 US
 Meeting ID: 871 893 874-Example
 Password: 034219-Example

Depending on your default web browser, you may be prompted to open Zoom.